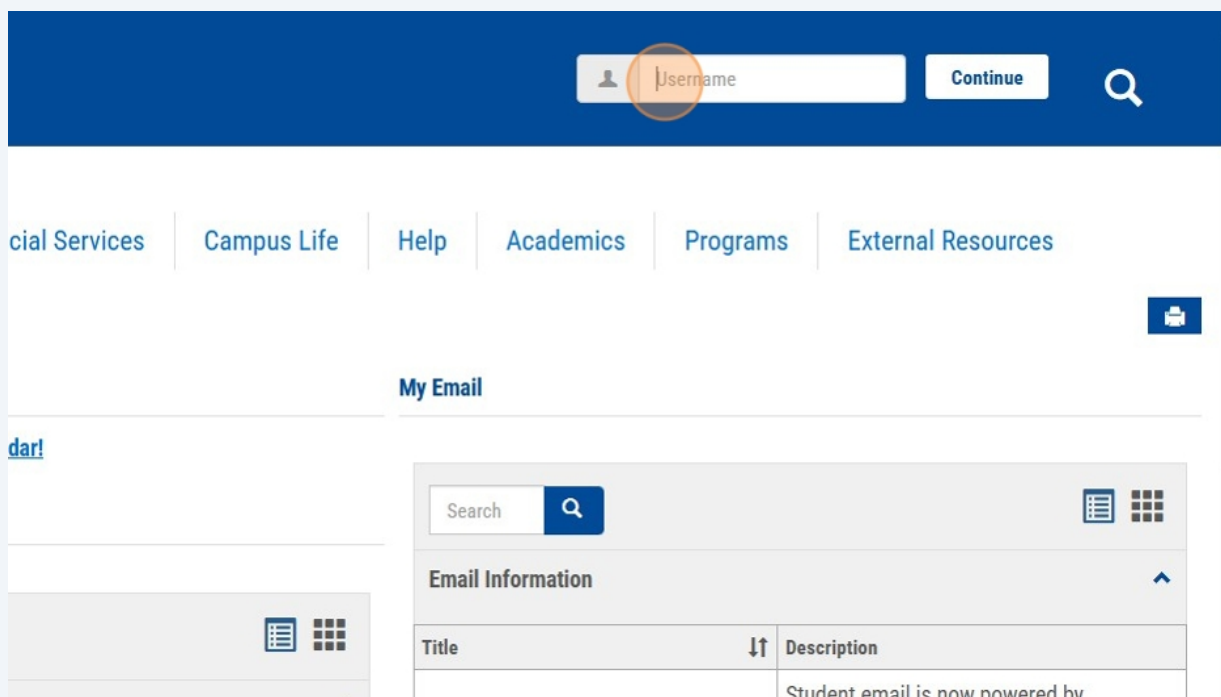


How to Access Degree Audit on the Q

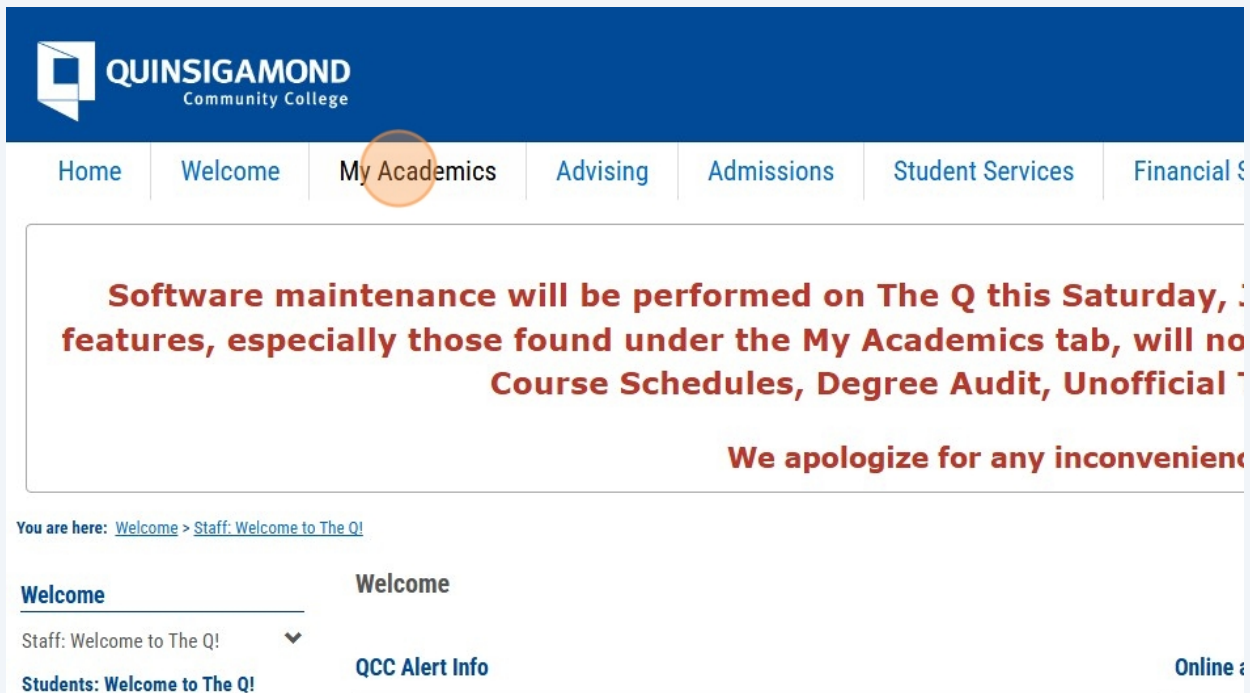
1 Navigate to <https://theq.qcc.edu/ICS/>

2 Click the "Username" field.



3 Type in your username and hit "Enter" to log in.

4 Click "My Academics"



QUINSIGAMOND
Community College

Home | Welcome | **My Academics** | Advising | Admissions | Student Services | Financial S

Software maintenance will be performed on The Q this Saturday, . . . features, especially those found under the My Academics tab, will no . . . Course Schedules, Degree Audit, Unofficial . . .

We apologize for any inconvenience.

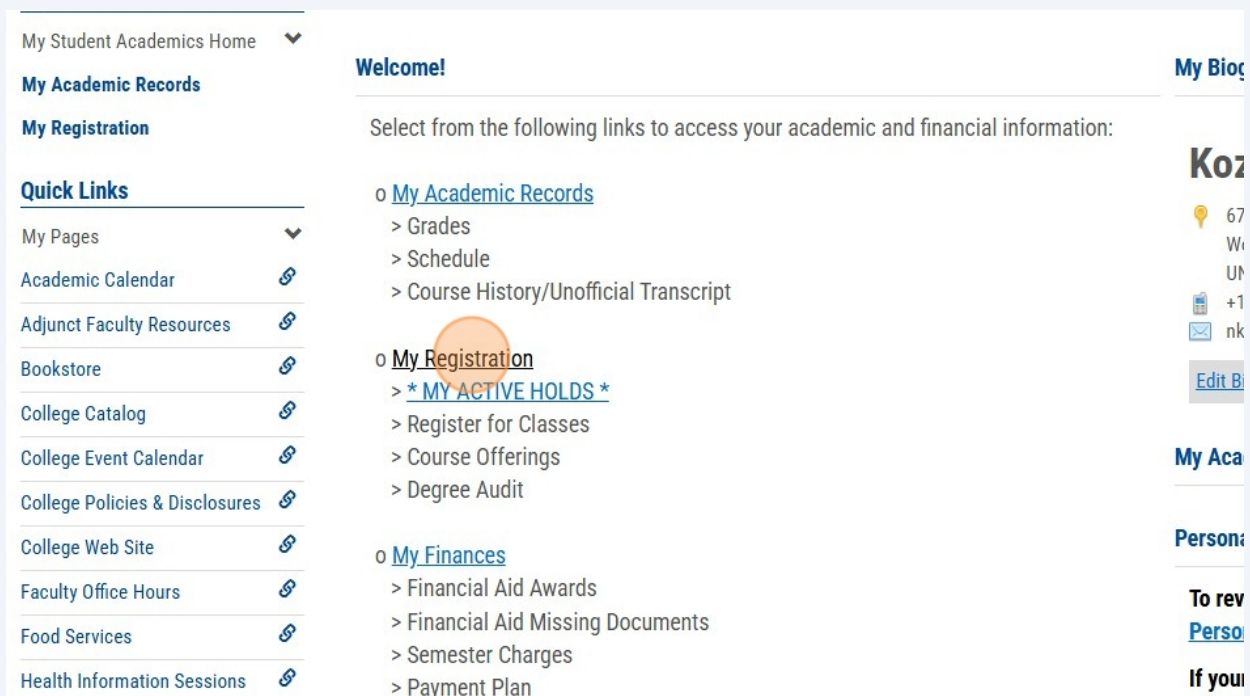
You are here: [Welcome](#) > [Staff: Welcome to The Q!](#)

Welcome | Welcome

Staff: [Welcome to The Q!](#) ▼

Students: [Welcome to The Q!](#) | [QCC Alert Info](#) | [Online s](#)

5 Click "My Registration"



My Student Academics Home ▼

My Academic Records

My Registration

Quick Links

- My Pages ▼
- Academic Calendar 🔗
- Adjunct Faculty Resources 🔗
- Bookstore 🔗
- College Catalog 🔗
- College Event Calendar 🔗
- College Policies & Disclosures 🔗
- College Web Site 🔗
- Faculty Office Hours 🔗
- Food Services 🔗
- Health Information Sessions 🔗

Welcome!

Select from the following links to access your academic and financial information:

- o [My Academic Records](#)
 - > Grades
 - > Schedule
 - > Course History/Unofficial Transcript
- o **My Registration**
 - > *** MY ACTIVE HOLDS ***
 - > Register for Classes
 - > Course Offerings
 - > Degree Audit
- o [My Finances](#)
 - > Financial Aid Awards
 - > Financial Aid Missing Documents
 - > Semester Charges
 - > Payment Plan

My Bio

Koz

67
W
UN
+1
nk

[Edit B](#)

My Aca

Persona

To rev

Perso

If you

6 Click "My Degree Audit"

h this student.

Navigation Links

- o [My Academic Records](#)
- o [My Finances](#)
- o [Back to My Academics Home](#)


Degree Audit

To run a Degree Audit, use the Informational Video and Guide on the right.

- o [My Degree Audit](#)

Instructional Videos

Helpful video and [guide](#) on how to read your Degree Audit.



7 The numbers on the right of the screen indicate how many classes in each section you need to take.

at all courses in Progress (IP) will be successfully completed.
Residency Requirement is 15 Credits in Residence.

GPA	Hours	Open
2.00		61
2.91		28

	Open	
Courses to complete:		1
osition I	ENG 101 SP10 3.0 B+	
ction to Psychology	_____	
ociology (Principles)	_____	
Courses to complete:		1
Courses to complete:		0
ed Science:Earth & Space	SCI 105 FA09 4.0 A-	
Courses to complete:		2

8

When classes are completed, your final grade is listed here, as well as the semester it was completed (For example, SP10 would be Spring 2010)

Residency requirement is 15 credits in residence.

GPA	Hours	Open
2.00	61	
2.91	28	
		Open
		Courses to complete:
1		B+
1		Courses to complete:
0		Courses to complete:
2		Courses to complete:



Sometimes, you may see different letters where the grades go, like T or IP. Here is a list of common letters and what they mean. If you see a letter not listed here, let your advisor know!

T: Transfer. You submitted transcripts from a different school and received credit for them here.

IP: In Progress. This will show up when you have registered for a class but have not yet been graded.

I: Incomplete. You took a class but did not let complete all the work, so the instructor issued you an 'I' to allow you to finish. Please talk to your instructor if you see this grade!

9

At the bottom of the audit, you'll see "Courses not Used". These are classes that you may have taken, but do not count towards your degree.

200 Level Lib Arts Elec

****2*****

****2*****

Liberal Arts Elective

Speech Communication Skills

Elective

This Elective need not be in a Liberal Arts discipline but must be a college level course.

Financial Accounting I

Crses not used

PreCooperative Education Seminar	CPS 298	FA24		IP
Critical Thinking & Problem Solv	HUM 101	FA09	3.0	D-
Beginning Algebra	MAT 095	FA09	3.0	C
Intermediate Algebra	MAT 099	SP10	3.0	B-

*A Absolute (completion of sequence/criteria/subcriteria is required)

*N = Non-catalog course

Legend:

*S = Substitute course

*T = Transfer course



If you are confused about anything on your degree audit, please talk to your advisor! We are here to help.