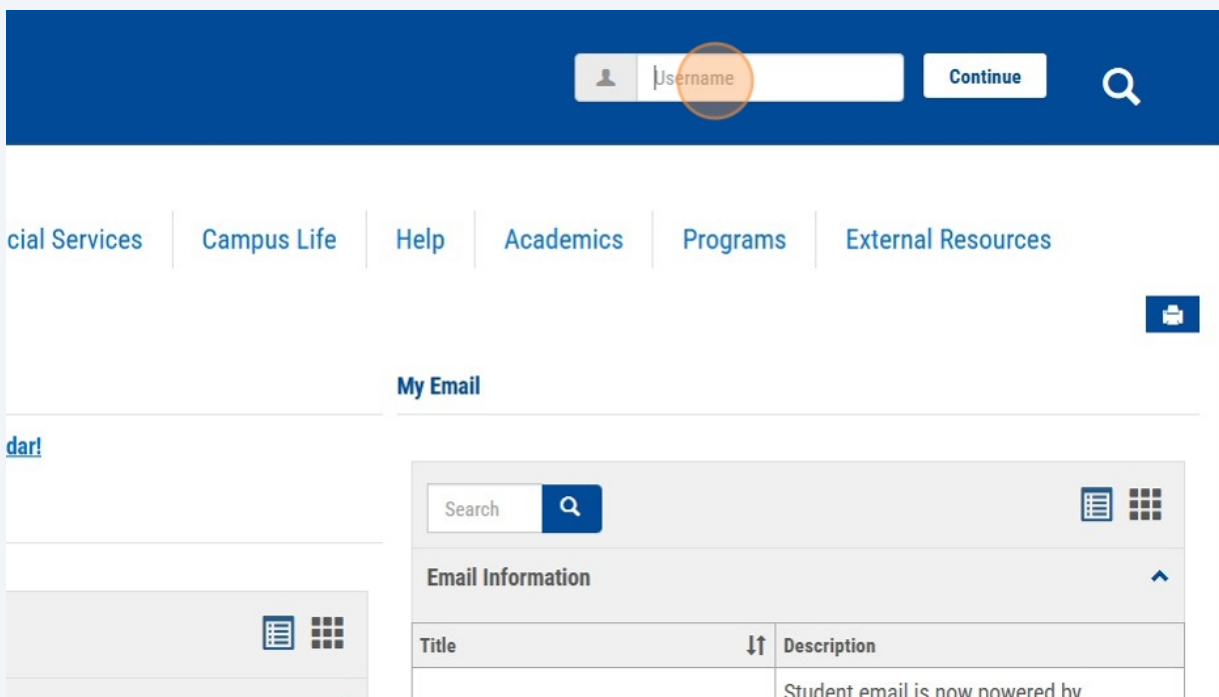




Tip! Make sure to have your insurance information readily available, as it will be necessary for this process.

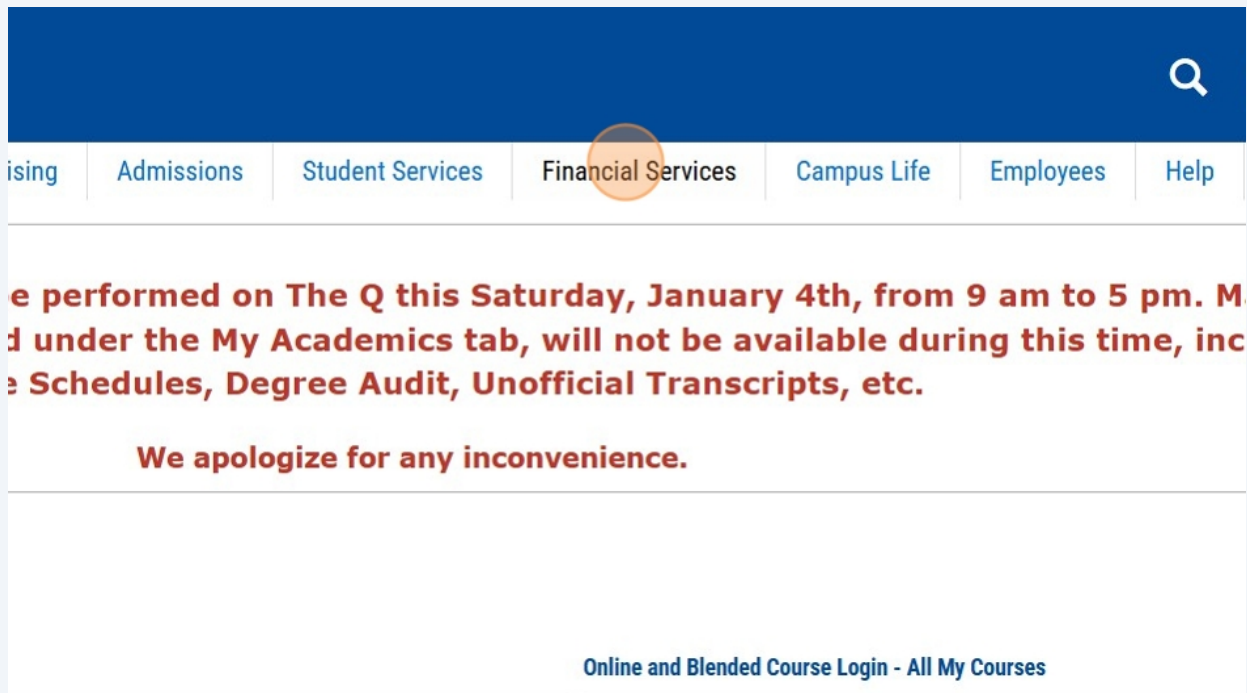
1 Navigate to <https://theq.qcc.edu/ICS/>

2 Click the "Username" field.



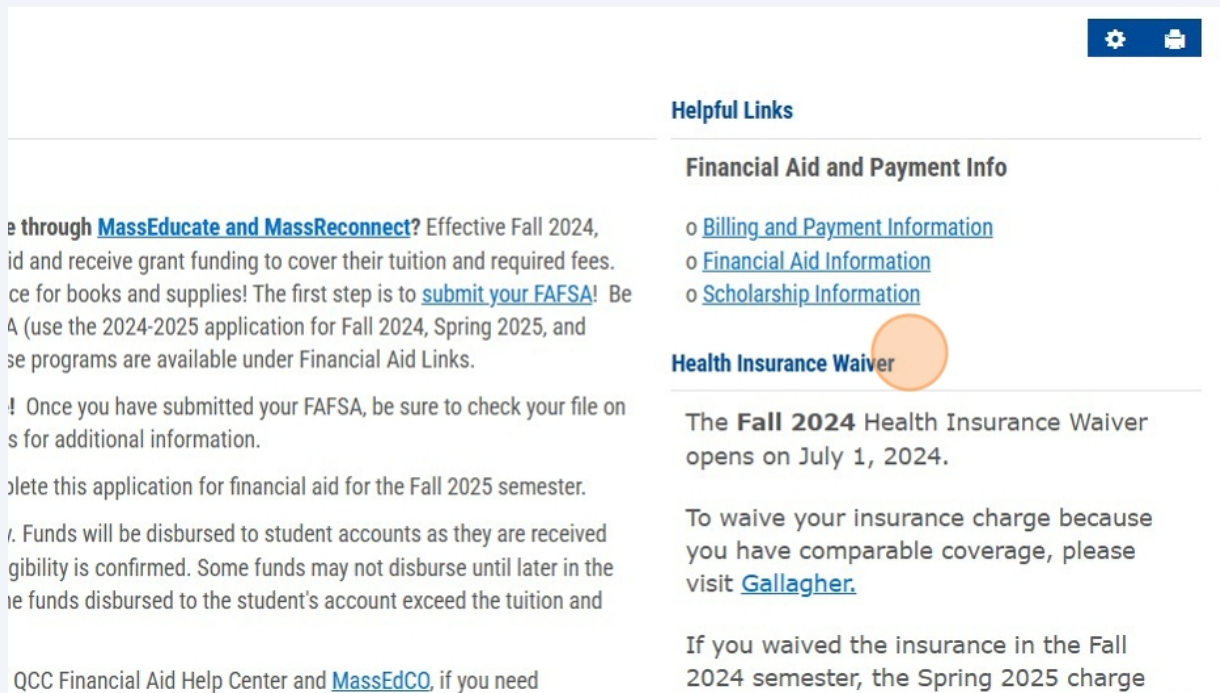
3 Type your Username to log in.

4 Click "Financial Services"



The screenshot shows a dark blue header with a search icon on the right. Below the header is a white navigation bar with several menu items: "ising", "Admissions", "Student Services", "Financial Services", "Campus Life", "Employees", and "Help". The "Financial Services" item is highlighted with an orange circle. Below the navigation bar is a white content area with a red text announcement: "e performed on The Q this Saturday, January 4th, from 9 am to 5 pm. M... d under the My Academics tab, will not be available during this time, inc... e Schedules, Degree Audit, Unofficial Transcripts, etc." Below this is another red text line: "We apologize for any inconvenience." At the bottom of the content area is a blue link: "Online and Blended Course Login - All My Courses".

5 Find the "Health Insurance Waiver" Section on the page.



The screenshot shows a white page with a dark blue header containing a gear icon and a printer icon. The page is divided into two columns. The left column contains text about financial aid: "e through [MassEducate and MassReconnect?](#) Effective Fall 2024, id and receive grant funding to cover their tuition and required fees. ce for books and supplies! The first step is to [submit your FAFSA!](#) Be A (use the 2024-2025 application for Fall 2024, Spring 2025, and se programs are available under Financial Aid Links. ! Once you have submitted your FAFSA, be sure to check your file on s for additional information. plete this application for financial aid for the Fall 2025 semester. / Funds will be disbursed to student accounts as they are received gibility is confirmed. Some funds may not disburse until later in the ie funds disbursed to the student's account exceed the tuition and QCC Financial Aid Help Center and [MassEdCO](#), if you need". The right column is titled "Helpful Links" and contains a section "Financial Aid and Payment Info" with three sub-links: "o [Billing and Payment Information](#)", "o [Financial Aid Information](#)", and "o [Scholarship Information](#)". Below this is a section "Health Insurance Waiver" with an orange circle around the title. The text in this section reads: "The **Fall 2024** Health Insurance Waiver opens on July 1, 2024. To waive your insurance charge because you have comparable coverage, please visit [Gallagher](#). If you waived the insurance in the Fall 2024 semester, the Spring 2025 charge".

6 Click "Gallagher."

id and receive grant funding to cover their tuition and required fees. ce for books and supplies! The first step is to [submit your FAFSA!](#) Be A (use the 2024-2025 application for Fall 2024, Spring 2025, and se programs are available under Financial Aid Links.

! Once you have submitted your FAFSA, be sure to check your file on s for additional information.

plete this application for financial aid for the Fall 2025 semester.

r. Funds will be disbursed to student accounts as they are received gibility is confirmed. Some funds may not disburse until later in the ie funds disbursed to the student's account exceed the tuition and

QCC Financial Aid Help Center and [MassEdCO](#), if you need

the QCC Financial Aid Help Center, sign in to [EZQ](#). ent with MassEdCO, [click here](#).

ool that is free for QCC students. It has financial education resources rs. Through articles, calculators, videos, and quizzes, you'll learn how

- o [Financial Aid Information](#)
- o [Scholarship Information](#)

Health Insurance Waiver

The **Fall 2024** Health Insurance Waiver opens on July 1, 2024.

To waive your insurance charge because you have comparable coverage, please visit [Gallagher](#).

If you waived the insurance in the Fall 2024 semester, the Spring 2025 charge will be removed from your account in early January 2025. **Please do not complete the waiver again**

You must be enrolled for courses **before** you complete the waiver. Make sure you are **NOT** logged into **The Q**

7 Click "SIGN UP"

Welcome Studer

Profile

You must be logged in to view your profile information.

LOG IN

SIGN UP

Coverage Options

[2024-2025 Quinsigamond Community College Student Health Insurance Pla](#)

[2024-2025 Quinsigamond Community College Student Blue Dental Insuranc Plan](#)

2024-2025 Quinsigamond Community College Plan

8

Follow the system prompts to create an account and provide proof of insurance.