

Financial Services

This is where you can find important information on financial aid and paying your bill. Scholarship opportunities are also posted here. Check this page frequently for updated information.

Campus Life

Similar to the Student Services page, this page has general information on:

- Student Life
- Athletics
- Athletic Center
- Diversity and Multicultural Affairs
- Ride Sharing
- Discussion Board
- The Open Door student newspaper
- And more!

On the Discussion Board you can see what people are talking about or start your own discussion. Check these pages often to become involved at QCC outside the classroom!

My Pages

After you log in, this page allows you to create your own page. There is a calendar where you can put your own events and reminders, and a bookmark portlet where you can put links to your favorite places.

Visit TheQ.QCC.edu to log in

Be Sure To Read Your Qmail!

Qmail provides official college communication to you. It is extremely important that you read your Qmail regularly (at least weekly). Some examples of information you may receive by Qmail:

- Class cancellation due to low enrollment
- Schedule changes due to unmet pre-requisite
- Your advisor assignment and your advisor's contact information
- Grade changes
- Financial Aid information
- Scholarship opportunities
- Communication from faculty
- Events on campus
- Emergency and college closure alerts
- And much more...

Sign up for Text Message Alerts!

Log in to *The Q*. On the Welcome Page select "My QCC Alert Contact Info" at the bottom of the page.

Help

If you have a technical problem with Qmail, *The Q*, or connecting to the QCC guest WiFi, contact the QCC IT Service Desk at 508.854.4427 or visit QCC.edu/help.

Hours

- Monday - Friday: 8:00 a.m. – 5:00 p.m.


Summer hours

- Monday - Thursday: 8:00 a.m. - 5:00 p.m.
- Friday: 8:00 a.m. to noon.

Visit TheQ.QCC.edu to get started

The Q

QCC's Online Student Portal



508.854.4427



help@qcc.mass.edu



TheQ.QCC.edu



QCC.edu/Help



QUINSIGAMOND
Community College

What's on The Q?

The Q is organized by major areas, which are identified by Tabs at the top of the page under your name.

Home

This is the page you see when you first go to *The Q*. Common links to important places are listed here as well as the latest campus news and a master calendar of events and important dates.

Welcome

This page comes up after you log in. Important messages and announcements are listed here. If you are able to receive text messages to your cell phone, sign up for emergency alerts through the My QCC Alert Contact Info link.

My Academics

This is an extremely useful page that provides all your personal information at the college, including your academic information and financial information. If your advisor clears you to register, you can use this page for self-registration. Explore this page to see all the information available to you.

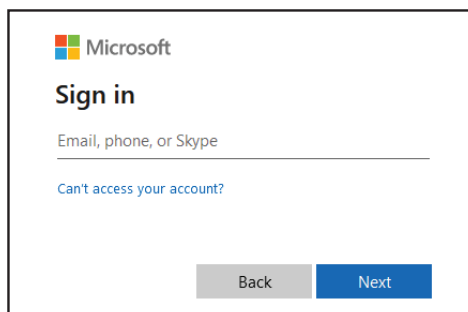
Student Services

This is a tremendously useful page to assist you in being successful at QCC. On the left side, you will see pages for:

- Academic Advising
- Academic Tutoring,
- Career Services
- Credit for Prior Learning
- Counseling
- Graduation
- General Student Information
- Registrar
- Student Accessibility Services
- Transfer Services
- Veterans Services

Signing In to *The Q*

- Go to *TheQ.QCC.edu*.
- Enter your Student ID in the User Name box.
- Enter your Microsoft account username in the Microsoft window, which is your Qmail address.




- Enter your Password (initially the first two letters of your last name, the last four digits of your social security number followed by Qc).
- Click "next".
- First time login requires an account recovery setup. Please follow the on-screen prompts.

After logging in you will see "tabs" - These are the major pages on *The Q*. Under each tab are links and pages for everything you need at QCC. Take the time to explore the site.

If you have difficulty logging in, contact the IT Service Desk at 508.854.4427 or [QCC.edu/help](https://qcc.edu/help)

Changing Your Password

The Q now utilizes a universal login using your QCC Microsoft account so the password must be changed for this Microsoft account. Instructions for this process can also be found at [QCC.edu/help](https://qcc.edu/help).



Signing In to Your Qmail

QCC uses Qmail to communicate important college information. All students are required to read their Qmail messages.

- On *The Q* home page, under "Email Information", select Student Qmail Login. You will be redirected to a Google login page. Enter your full Qmail username (e.g. jsmith12@qmail.qcc.edu) and password.
- The first time you log in, use the default password, which is the first two letters of your last name, the last four digits of your social security number, and the letters "Qc" with no spaces (e.g. [sm1234Qc](#)).
- You can add your Qmail account to your smartphone in the gmail app!



TheQ.QCC.edu

[Get help at QCC.edu/help](https://qcc.edu/help)